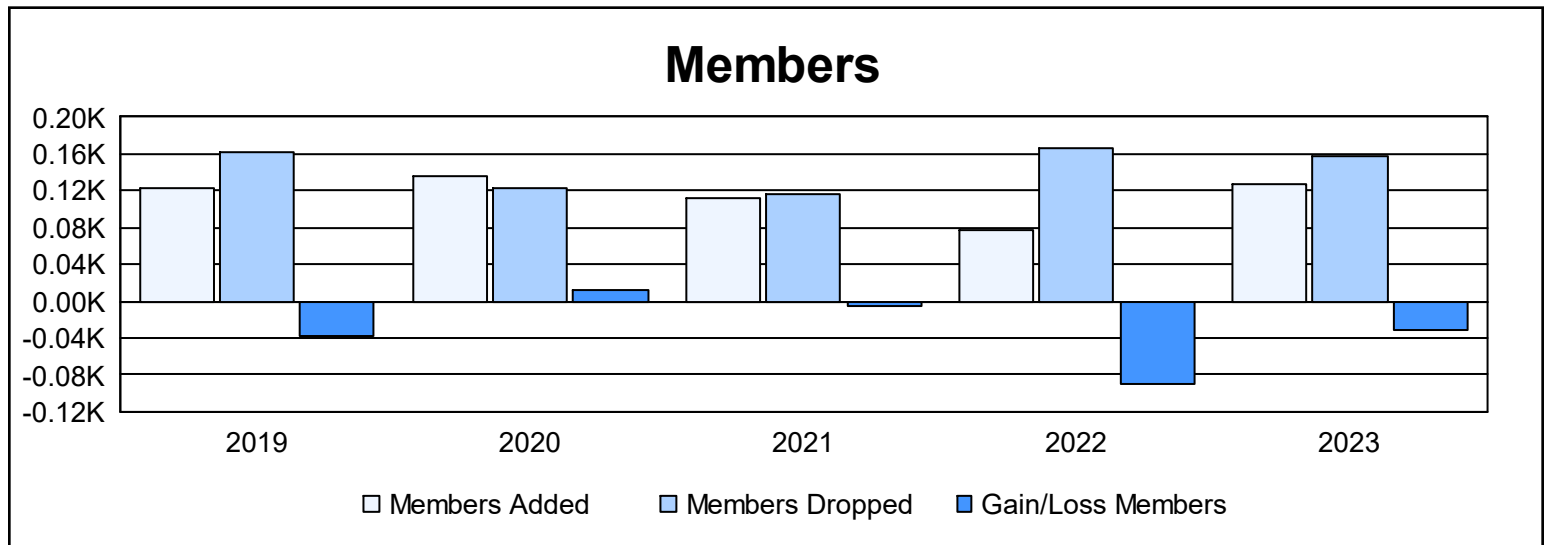
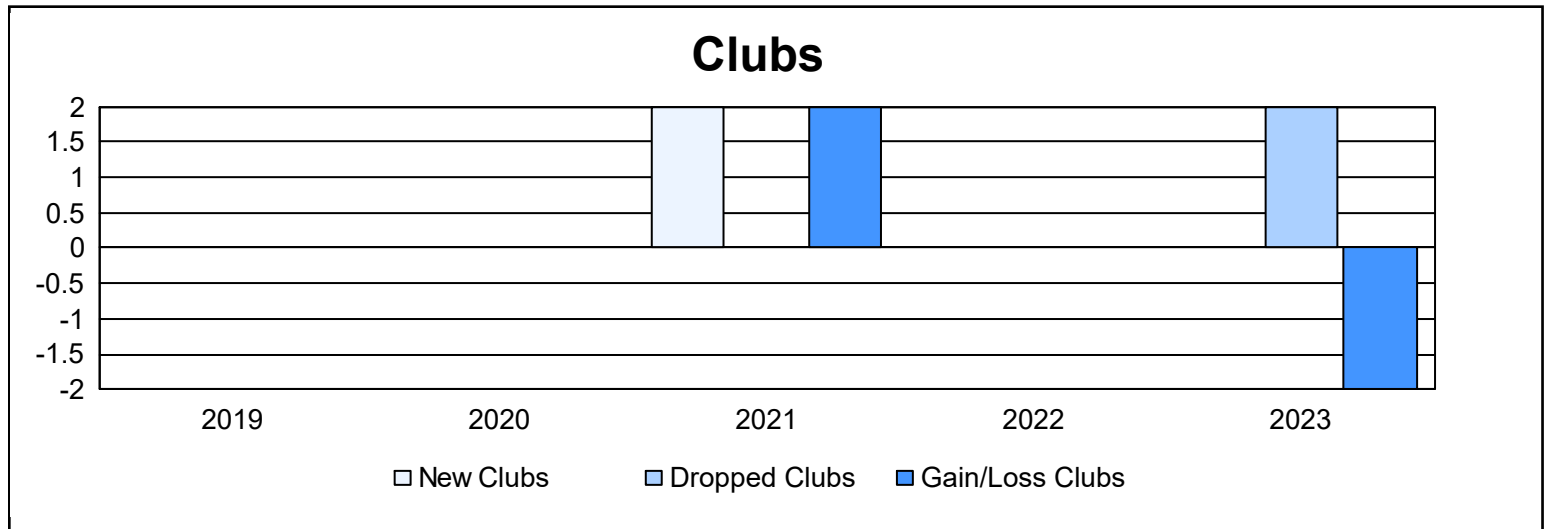
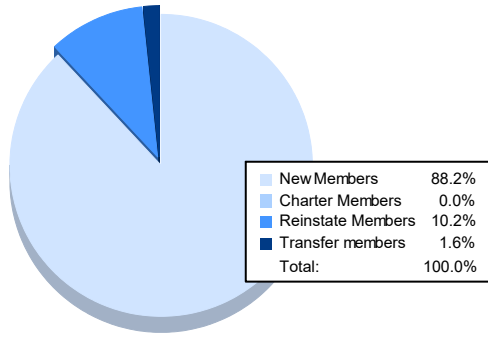


| Year | New Clubs | Dropped Clubs | Gain/ Loss Clubs | New Members | Charter Members | Reinstate Members | Transfer Members | Total Member Added | Total Members Dropped | Gain/ Loss Members |
|----------------|-----------|---------------|------------------|-------------|-----------------|-------------------|------------------|--------------------|-----------------------|--------------------|
| 2018-2019 | 0 | 0 | 0 | 109 | 0 | 6 | 8 | 123 | 161 | -38 |
| 2019-2020 | 0 | 0 | 0 | 131 | 0 | 1 | 3 | 135 | 123 | 12 |
| 2020-2021 | 2 | 0 | 2 | 38 | 52 | 14 | 7 | 111 | 116 | -5 |
| 2021-2022 | 0 | 0 | 0 | 68 | 3 | 4 | 2 | 77 | 167 | -90 |
| 2022-2023 | 0 | 2 | -2 | 112 | 0 | 13 | 2 | 127 | 158 | -31 |
| Average | 0 | 0 | 0 | 92 | 11 | 8 | 4 | 115 | 145 | -30 |



Membership Composition June 2023 Cumulative



Gender Composition June 2023 Cumulative

